

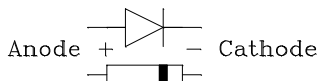
Diodes

Unclip plastic housings to solder replacement diodes to the spade connectors

Alternative Diodes

1N5402 - 3 amp, 200v
1N5403 - 3 amp, 300v
1N5404 - 3 amp, 400v

Diode Symbol & Polarity



STD Globes are 10 watts

Hazard Flasher Relays

Same as Motronic/Load Relief But yellow in color

BMW=Tyco V23073 B1005-X18

Alternatives

Any ISO Micro Plug Std Relay
12v, 20 amp, Normally Open
4pin, Single Pole Single Throw

Siemens/Tyco V23073/V23074

Narva 68062 - 12v, 20 amp

Bosch 0 332 017 302

Omron G8HE-1A7T-R-DC12

BMW Part No's (Single & Dual Spark)

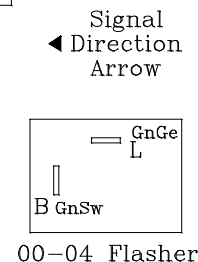
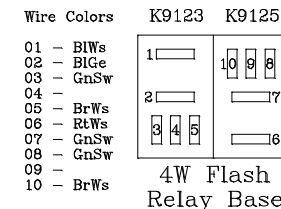
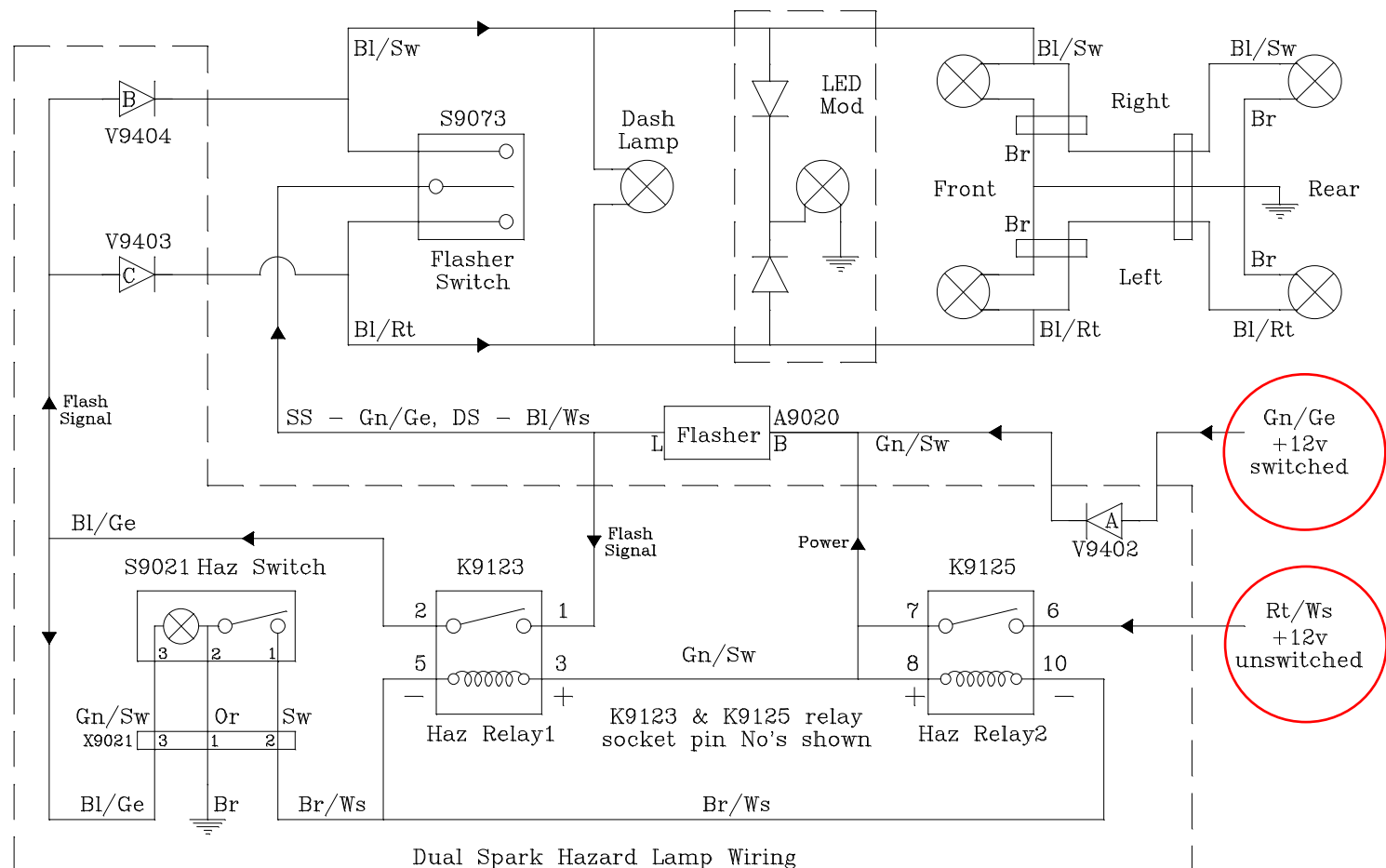
61317650999 - Flasher Unit - Single Spark (SS) - it is a Mitsuba FR 2201
61117661819 - Flasher Unit - Dual Spark (DS) - Also used on G450X
61311375475 - Diode, Natural Color - Qty 1
61127660287 - Diode, Gray - BYV27-200 - Qty 3 (BYV27-200 - 2 amp, 200v, glass encapsulated)
61366902041 - Mini-Relay, Make contact, Yellow - Dual Spark - Qty 3
61361393412 - Mini-Relay, No Contact, Black - superseded by 61366902041. qty 2 (Load Relief & Motronic)

Diode Housings - Manufacturer is Kirsten - Marked 03 672, 13 679 and 03 569 inside

Notes

- 1/ In an emergency, hazard flasher relays could be used to replace load relief or motronic relays
- 2/ If diode V9403 fails RHS indicator flashes with LHS. If diode V9404 fails LHS flashes with RHS
- 3/ If Diode V9402 fails engine runs after ignition switch turns off
- 4/ Dual Spark Diagrams say Gr/Sw for wire to Hazard Switch, Gn/Sw is what is used

Color Key Sw - Black, Ws - White, Gn - Green, Br - Brown, Rt - Red, Ge - Yellow, Vi - Violet, Gr - Grey



BMW F650GS Indicator Circuits

Date: 22/06/15

Drawn By: WJC

Revision: G